

Evestia Mid Cap Core SMA

March 31, 2025



Investment Strategy

The Evestia Mid Cap Core SMA strikes a balance between growth and value by equally weighting 30 smaller stocks within the S&P 500 characterized by stability and quality. They generally have strong financial positions, solid growth potential, and reasonable valuations.

Investing Details

Nitrogen Risk Score: Investment Minimum: \$1,000
Platform & Strategy Fees: 35 bps

RISK
65

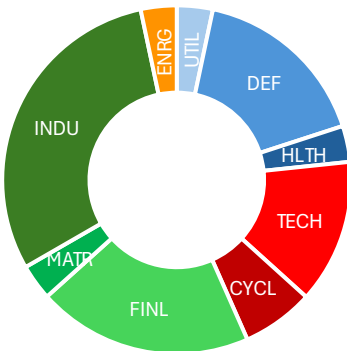
Manager

Rick C. Jaster, CFA
Brigham Young University
25 Years Experience

Top Holdings

Allstate Corp (The)	3.3%
Archer-Daniels-Midland Co	3.3%
Cognizant Technology Solutions C	3.3%
Expeditors Intl of WA Inc	3.3%
FactSet Research Systems Inc	3.3%
Garmin Ltd	3.3%
Jacobs Engineering Group Inc	3.3%
Resmed Inc	3.3%
Snap-On Inc	3.3%
Tractor Supply Co	3.3%

Sector Chart

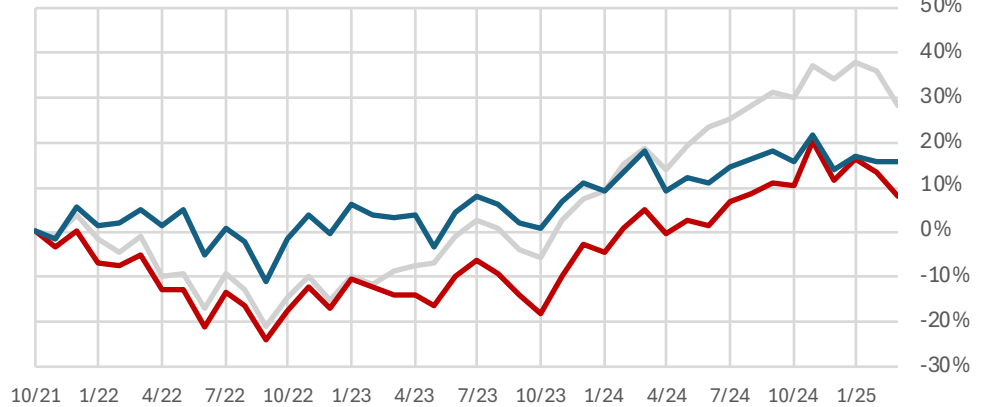


Sector Weights

Utilities	3.3%
Consumer Defensive	16.7%
Healthcare	3.3%
Communication Services	0.0%
Technology	13.4%
Consumer Cyclical	6.7%
Financial Services	20.0%
Real Estate	0.0%
Basic Materials	3.3%
Industrials	30.0%
Energy	3.3%

Investment Growth Since Common Inception

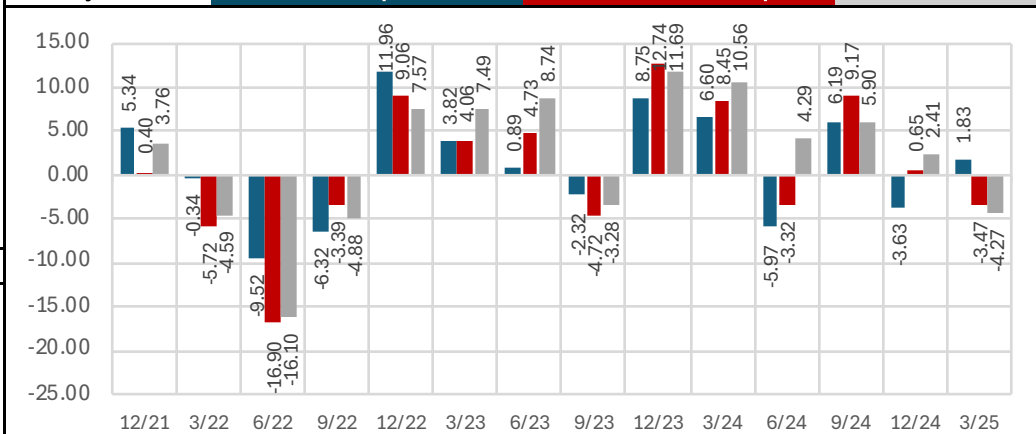
11/1/21 - 3/31/25



Trailing Returns

	3 Mo	YTD	1 Yr	2 YR	3 Yr	Incep.
Evestia Mid Cap Core SMA	1.83%	1.83%	-2.01%	5.80%	3.32%	4.38%
iShares Russell Mid-Cap ETF	-3.47%	-3.47%	2.54%	11.85%	4.46%	2.25%
S&P 500	-4.27%	-4.27%	8.28%	18.59%	9.07%	7.60%

Quarterly Returns	Strategy	Benchmark	Market
	Evestia Mid Cap Core SMA	iShares Russell Mid-Cap ETF	S&P 500



Performance Since Inception

	Evestia	Bench
11/1/21 - 3/31/25	4.38%	2.25%
Return	4.38%	2.25%
Excess Return	2.13%	0.00%
Alpha	1.62%	0.00%
Beta	0.77	1.00
Std Dev	16.45%	19.51%
Sharpe Ratio	0.03	-0.08
Max Drawdown	-17.9%	-26.2%
Up Capture	72%	100%
Down Capture	69%	100%
R2	85%	100%
Tracking Error	7.8%	0.00%

Equity Style Chart

	Value	Blend	Growth
Large	0	0	3
Mid	23	53	10
Small	0	10	0

Growth

	Evestia	Bench
Mrkt Cap	19.4	21.9
ROE	20.20	19.10
Margin	12.59	12.59
5y Grwth	8.87	12.91

Value

	Evestia	Bench
Holdings	30	815
Fwd P/E	15.17	17.39
P/CF	11.39	10.43
Div Yield	1.85%	1.37%

Risk and Return Since Inception

